

LEA Name : Midd-West SD

Class : 3

AUN Number : 116555003


County : Snyder

FINAL GENERAL FUND BUDGET

Fiscal Year 2017-2018

General Fund Budget Approval


Date of Adoption of the General Fund Budget: 06/26/2017



President of the Board - Original Signature Required

6-26-2017


Date



Secretary of the Board - Original Signature Required

June 26, 2017

Date



Chief School Administrator - Original Signature Required

6-26-17

Date

Michael Miller

Contact Person

(610)537-0046 Extn :1401

Telephone Extension

miller.mike@mwsd.cc

Email Address

**CERTIFICATION OF ESTIMATED ENDING FUND BALANCE
FROM 2017-2018 GENERAL FUND BUDGET**

24 PS 6-688

(10/2010)

| | | |
|----------------------------------|--------------------|--------------------|
| SCHOOL DISTRICT : Mid-West SD | COUNTY : Snyder | AUN : 116555003 |
|----------------------------------|--------------------|--------------------|

No school district shall approve an increase in real property taxes unless it has adopted a budget that includes an estimated, ending unreserved undesignated fund balance (unassigned) less than or equal to the specified percentage of its total budgeted expenditures:

| Total Budgeted Expenditures | Fund Balance % Limit (less than or equal to) |
|---------------------------------------|---|
| Less Than or Equal to \$11,999,999 | 12.0% |
| Between \$12,000,000 and \$12,999,999 | 11.5% |
| Between \$13,000,000 and \$13,999,999 | 11.0% |
| Between \$14,000,000 and \$14,999,999 | 10.5% |
| Between \$15,000,000 and \$15,999,999 | 10.0% |
| Between \$16,000,000 and \$16,999,999 | 9.5% |
| Between \$17,000,000 and \$17,999,999 | 9.0% |
| Between \$18,000,000 and \$18,999,999 | 8.5% |
| Greater Than or Equal to \$19,000,000 | 8.0% |

Did you raise property taxes in SY 2017-2018 (compared to 2016-2017)? Yes
No

If yes, see information below, taken from the 2017-2018 General Fund Budget.

| | |
|--|------------|
| Total Budgeted Expenditures | \$36988616 |
| Ending Unassigned Fund Balance | \$2310883 |
| Ending Unassigned Fund Balance as a percentage (%) of Total Budgeted Expenditures | 6.2% |

The Estimated Ending Unassigned Fund Balance is within the allowable limits. Yes
No

I hereby certify that the above information is accurate and complete.

| | |
|--|-----------------------|
| SIGNATURE OF SUPERINTENDENT  | DATE June 27, 2017 |
|--|-----------------------|

DUE DATE: AUGUST 15, 2017

**CERTIFICATION OF USE OF PDE-2028
FOR PUBLIC INSPECTION OF 2017-2018 PROPOSED BUDGET**


24 PS 6-687(a)(1)

(03/2006)

| | | |
|--|---------------------------|----------------------------------|
| School District Name : Mid-West SD | County : Snyder | AUN Number : 116555003 |
|--|---------------------------|----------------------------------|

Section 687(a)(1) of the School Code requires the president of the board of school directors of each school district to certify to the Department of Education that the proposed budget was prepared, presented and will be made available for public inspection using the uniform form prepared and furnished by the Department of Education.

I hereby certify that the above information is accurate and complete.

| | |
|---|-------------------------|
| SIGNATURE OF SCHOOL BOARD PRESIDENT  | DATE 5/8/2017 |
|---|-------------------------|

**DUE DATE: IMMEDIATELY FOLLOWING
ADOPTION OF PROPOSED
FINAL GENERAL FUND BUDGET**

| <u>Val Number</u> | <u>Description</u> | <u>Justification</u> |
|-------------------|--|---|
| 5120 | Expenditure Detail: Amounts must be entered for both 100 Salaries and 200 Benefits. Function 2800, Object 100: \$0.00 Function 2800, Object 200: \$25,000.00 . Provide a justification. | Professional Development and tuition |
| 5320 | Expenditure Detail: 100 Salaries amount must be greater than 200 Benefits amount. For an exception, please enter a justification below. Function 2800, Object 100: \$0.00 Function 2800, Object 200: \$25,000.00 | Professional Development and tuition |
| 8060 | Ending Fund Balance Entry and Budgetary Reserve: If 5900 Budgetary Reserve is not equal to 0, a justification must be entered below. | Contingency for unexpected expenses |
| 8080 | Ending Fund Balance Entry and Budgetary Reserve: If 0850 Estimated Ending Unassigned Fund Balance is not equal to 0, a justification must be entered below. | Contingency and summer expenses before real estate tax collection cash flow |
| 8150 | Ending Fund Balance Entry and Budgetary Reserve: If 0830 Committed Fund Balance is not equal to 0, a justification must be entered below. | Future pension costs and curriculum cycle purchasing |
| 8160 | Ending Fund Balance Entry and Budgetary Reserve: If 0840 Assigned Fund Balance is not equal to 0, a justification must be entered below. | Capital Reserve uses |

ITEM

AMOUNTS

Estimated Beginning Unreserved Fund Balance Available for Appropriation and Reserves Scheduled For Liquidation During The Fiscal Year

0810 Nonspendable Fund Balance

0820 Restricted Fund Balance

0830 Committed Fund Balance

2,817,644

0840 Assigned Fund Balance

1,823,473

0850 Unassigned Fund Balance

2,449,927

Total Estimated Beginning Unreserved Fund Balance Available for Appropriation and Reserves Scheduled For Liquidation During The Fiscal Year

\$7,091,044

Estimated Revenues And Other Financing Sources

6000 Revenue from Local Sources

18,178,032

7000 Revenue from State Sources

17,201,540

8000 Revenue from Federal Sources

1,470,000

9000 Other Financing Sources

Total Estimated Revenues And Other Financing Sources

\$36,849,572

Total Estimated Fund Balance, Revenues, and Other Financing Sources Available for Appropriation

\$43,940,616

LEA : 116555003 Mid-West SD

Printed 6/27/2017 10:24:17 AM

Page - 1 of 2

Amount**REVENUE FROM LOCAL SOURCES**

| | |
|--|------------|
| 6111 Current Real Estate Taxes | 10,880,988 |
| 6112 Interim Real Estate Taxes | 25,000 |
| 6113 Public Utility Realty Taxes | 20,000 |
| 6114 Payments in Lieu of Current Taxes - State / Local | 39,000 |
| 6120 Current Per Capita Taxes, Section 679 | 52,500 |
| 6140 Current Act 511 Taxes - Flat Rate Assessments | 52,500 |
| 6150 Current Act 511 Taxes - Proportional Assessments | 5,675,000 |
| 6400 Delinquencies on Taxes Levied / Assessed by the LEA | 886,000 |
| 6500 Earnings on Investments | 26,044 |
| 6700 Revenues from LEA Activities | 30,000 |
| 6800 Revenues from Intermediary Sources / Pass-Through Funds | 398,000 |
| 6910 Rentals | 8,000 |
| 6920 Contributions and Donations from Private Sources | 5,000 |
| 6940 Tuition from Patrons | 5,000 |
| 6990 Refunds and Other Miscellaneous Revenue | 75,000 |

REVENUE FROM LOCAL SOURCES \$18,178,032**REVENUE FROM STATE SOURCES**

| | |
|--|-----------|
| 7110 Basic Education Funding | 8,786,018 |
| 7160 Tuition for Orphans Subsidy | 65,000 |
| 7220 Vocational Education | 109,784 |
| 7271 Special Education funds for School-Aged Pupils | 1,409,522 |
| 7311 Pupil Transportation Subsidy | 2,129,380 |
| 7320 Rental and Sinking Fund Payments / Building Reimbursement Subsidy | 580,000 |
| 7330 Health Services (Medical, Dental, Nurse, Act 25) | 43,889 |
| 7340 State Property Tax Reduction Allocation | 793,331 |
| 7505 Ready to Learn Block Grant | 379,616 |
| 7810 State Share of Social Security and Medicare Taxes | 555,000 |
| 7820 State Share of Retirement Contributions | 2,350,000 |

REVENUE FROM STATE SOURCES \$17,201,540**REVENUE FROM FEDERAL SOURCES**

| | |
|---|---------|
| 8514 NCLB, Title I - Improving the Academic Achievement of the Disadvantaged | 780,000 |
| 8515 NCLB, Title II - Preparing, Training and Recruiting High Quality Teachers and Principals | 150,000 |
| 8733 ARRA - Qualified Zone Academy Bonds (QZAB) | 440,000 |

Amount

REVENUE FROM FEDERAL SOURCES

| | |
|--|---------|
| 8810 School-Based Access Medicaid Reimbursement Program (SBAP) | 100,000 |
| Reimbursements (Access) | |

| | |
|-------------------------------------|--------------------|
| REVENUE FROM FEDERAL SOURCES | \$1,470,000 |
|-------------------------------------|--------------------|

| | |
|---|-------------------|
| TOTAL ESTIMATED REVENUES AND OTHER SOURCES | 36,849,572 |
|---|-------------------|

Act 1 Index (current): 3.4%

Calculation Method:

Rate

Approx. Tax Revenue from RE Taxes: \$10,880,988

Amount of Tax Relief for Homestead Exclusions \$793,331

Total Approx. Tax Revenue: \$11,674,319

Approx. Tax Levy for Tax Rate Calculation: \$12,286,379

Snyder

Total

2016-17 Data

| | | |
|----------------------|---------------|---------------|
| a. Assessed Value | \$174,016,590 | \$174,016,590 |
| b. Real Estate Mills | 70.1120 | |

I. 2017-18 Data

| | | |
|--|---------------|---------------|
| c. 2015 STEB Market Value | \$929,378,308 | \$929,378,308 |
| d. Assessed Value | \$175,239,320 | \$175,239,320 |
| e. Assessed Value of New Constr/ Renov | \$0 | \$0 |

2016-17 Calculations

| | | |
|---------------------|--------------|--------------|
| f. 2016-17 Tax Levy | \$12,200,651 | \$12,200,651 |
| (a * b) | | |

2017-18 Calculations

| | | |
|------------------------------------|--------------|--------------|
| g. Percent of Total Market Value | 100.00000% | 100.00000% |
| h. Rebalanced 2016-17 Tax Levy | \$12,200,651 | \$12,200,651 |
| (f Total * g) | | |
| i. Base Mills Subject to Index | 70.1120 | |
| (h / a * 1000) if no reassessment | | |
| (h / (d-e) * 1000) if reassessment | | |

Calculation of Tax Rates and Levies Generated

| | | |
|--|--------------|--------------|
| j. Weighted Avg. Collection Percentage | 94.67452% | 94.67452% |
| k. Tax Levy Needed | \$12,286,379 | \$12,286,379 |
| (Approx. Tax Levy * g) | | |

I. 2017-18 Real Estate Tax Rate 70.1120

(k / d * 1000)

| | | |
|--------------------------------|--------------|--------------|
| l. Tax Levy Generated by Mills | \$12,286,379 | \$12,286,379 |
| (l / 1000 * d) | | |

| | | |
|---|--|--------------|
| m. Tax Levy minus Tax Relief for Homestead Exclusions | | \$11,493,048 |
| (m - Amount of Tax Relief for Homestead Exclusions) | | |

| | | |
|---------------------------------------|--|--------------|
| n. Net Tax Revenue Generated By Mills | | \$10,880,988 |
| (n * Est. Pct. Collection) | | |

Act 1 Index (current): 3.4%

| | | |
|--|-------------------------|--------------|
| Calculation Method: | Rate | |
| Approx. Tax Revenue from RE Taxes: | \$10,880,988 | |
| Amount of Tax Relief for Homestead Exclusions | <u>\$793,331</u> | |
| Total Approx. Tax Revenue: | \$11,674,319 | |
| Approx. Tax Levy for Tax Rate Calculation: | \$12,286,379 | |
| | Snyder | Total |

| | | |
|---|--------------|--------------|
| Index Maximums | | |
| p. Maximum Mills Based On Index (i * (1 + Index)) | 72.4958 | |
| q. Mills In Excess of Index (if l > p), (l - p)) | 0.0000 | |
| r. Maximum Tax Levy Based On Index (p / 1000 * d) | \$12,704,115 | \$12,704,115 |
| IV. s. Millage Rate within Index? (If l > p Then No) | Yes | |
| t. Tax Levy In Excess of Index (if (m > r), (m - r)) | \$0 | \$0 |
| u. Tax Revenue In Excess of Index (t * Est. Pct. Collection) | \$0 | \$0 |

| | | |
|---|---------|----------|
| Information Related to Property Tax Relief | | |
| V. Assessed Value Exclusion per Homestead | \$2,489 | |
| Number of Homestead/Farmstead Properties | 4552 | 4552 |
| Median Assessed Value of Homestead Properties | | \$19,755 |

Act 1 Index (current): 3.4%

| | |
|--|-------------------------|
| Calculation Method: | Rate |
| Approx. Tax Revenue from RE Taxes: | \$10,880,988 |
| Amount of Tax Relief for Homestead Exclusions | <u>\$793,331</u> |
| Total Approx. Tax Revenue: | \$11,674,319 |
| Approx. Tax Levy for Tax Rate Calculation: | \$12,286,379 |
| | Snyder |

Total

| | | | | |
|---|-----------|----------------------|-----|------------------|
| State Property Tax Reduction Allocation used for: Homestead Exclusions | \$793,331 | Lowering RE Tax Rate | \$0 | \$793,331 |
| Prior Year State Property Tax Reduction Allocation used for: Homestead Exclusions | \$0 | | | \$0 |
| Amount of Tax Relief from State/Local Sources | | | | \$793,331 |

CODE

6111 Current Real Estate Taxes

| <u>County Name</u> | <u>Taxable Assessed Value</u> | <u>Real Estate Mills</u> | <u>Tax Levy Generated by Mills</u> | <u>Amount of Tax Relief for Homestead Exclusions</u> | <u>Tax Levy Minus Homestead Exclusions</u> | <u>Percent Collected</u> | <u>Net Tax Revenue Generated By Mills</u> |
|--------------------|-------------------------------|--------------------------|------------------------------------|--|--|--------------------------|---|
| Snyder | 175,239,320 | 70.1120 | 12,286,379 | | | 94.67452% | |
| Totals: | 175,239,320 | | 12,286,379 | 793,331 = | 11,493,048 X | 94.67452% = | 10,880,988 |

| | <u>Rate</u> | | <u>Estimated Revenue</u> |
|---|-------------|------------------------------|--------------------------|
| 6120 <u>Current Per Capita Taxes, Section 679</u> | \$5.00 | | 52,500 |
| 6140 <u>Current Act 511 Taxes – Flat Rate Assessments</u> | <u>Rate</u> | <u>Add'l Rate (if appl.)</u> | <u>Tax Levy</u> |
| 6141 Current Act 511 Per Capita Taxes | \$5.00 | \$0.00 | 52,500 |
| 6142 Current Act 511 Occupation Taxes – Flat Rate | \$0.00 | \$0.00 | 0 |
| 6143 Current Act 511 Local Services Taxes | \$0.00 | \$0.00 | 0 |
| 6144 Current Act 511 Trailer Taxes | \$0.00 | \$0.00 | 0 |
| 6145 Current Act 511 Business Privilege Taxes – Flat Rate | \$0.00 | \$0.00 | 0 |
| 6146 Current Act 511 Mechanical Device Taxes – Flat Rate | \$0.00 | \$0.00 | 0 |
| 6149 Current Act 511 Taxes, Other Flat Rate Assessments | \$0.00 | \$0.00 | 0 |

Total Current Act 511 Taxes – Flat Rate Assessments 52,500 52,500

| | <u>Rate</u> | <u>Add'l Rate (if appl.)</u> | <u>Tax Levy</u> | <u>Estimated Revenue</u> |
|--|-------------|------------------------------|-----------------|--------------------------|
| 6150 <u>Current Act 511 Taxes – Proportional Assessments</u> | | | | |
| 6151 Current Act 511 Earned Income Taxes | 1.800% | 0.000% | 5,500,000 | 5,500,000 |
| 6152 Current Act 511 Occupation Taxes | 0.000 | 0.000 | 0 | 0 |
| 6153 Current Act 511 Real Estate Transfer Taxes | 0.500% | 0.000% | 175,000 | 175,000 |
| 6154 Current Act 511 Amusement Taxes | 0.000% | 0.000% | 0 | 0 |
| 6155 Current Act 511 Business Privilege Taxes | 0.000 | 0.000 | 0 | 0 |
| 6156 Current Act 511 Mechanical Device Taxes – Percentage | 0.000% | 0.000% | 0 | 0 |
| 6157 Current Act 511 Mercantile Taxes | 0.000 | 0.000 | 0 | 0 |
| 6159 Current Act 511 Taxes, Other Proportional Assessments | 0 | 0 | 0 | 0 |

Total Current Act 511 Taxes – Proportional Assessments 5,675,000 5,675,000

Total Act 511, Current Taxes 5,727,500

| | | | |
|---------------------------------|----------------------|--------------|--------------------|
| Act 511 Tax Limit --> | 929,378,308 X | 12 | 11,152,540 |
| | Market Value | Mills | (511 Limit) |

| Tax Function | Description | Tax Rate Charged in: | | | Less than or equal to Index | Index | Additional Tax Rate Charged in: | | |
|--------------|---|----------------------|---------|------------------------|-----------------------------|-------|---------------------------------|---------|------------------------|
| | | 2016-17 (Rebalanced) | 2017-18 | Percent Change in Rate | | | 2016-17 (Rebalanced) | 2017-18 | Percent Change in Rate |
| 6111 | <u>Current Real Estate Taxes</u> Snyder | 70.1120 | 70.1120 | 0.00% | Yes | 3.4% | | | |
| 6120 | Current Per Capita Taxes, Section 679 <u>Current Act 511 Taxes – Flat Rate Assessments</u> | \$5.00 | \$5.00 | 0.00% | Yes | 3.4% | | | |
| 6141 | Current Act 511 Per Capita Taxes <u>Current Act 511 Taxes – Proportional Assessments</u> | \$5.00 | \$5.00 | 0.00% | Yes | 3.4% | | | |
| 6151 | Current Act 511 Earned Income Taxes | 1.800% | 1.800% | 0.00% | Yes | 3.4% | | | |
| 6153 | Current Act 511 Real Estate Transfer Taxes | 0.500% | 0.500% | 0.00% | Yes | 3.4% | | | |

LEA : 116555003 Midd-West SD

Printed 6/27/2017 10:24:20 AM

| <u>Description</u> | <u>Amount</u> |
|--|---------------------|
| 1000 Instruction | |
| 1100 Regular Programs - Elementary / Secondary | 14,469,286 |
| 1200 Special Programs - Elementary / Secondary | 5,344,688 |
| 1300 Vocational Education | 1,861,916 |
| 1400 Other Instructional Programs - Elementary / Secondary | 107,534 |
| 1500 Nonpublic School Programs | 9,000 |
| Total Instruction | \$21,792,424 |
| 2000 Support Services | |
| 2100 Support Services - Students | 839,187 |
| 2200 Support Services - Instructional Staff | 1,175,693 |
| 2300 Support Services - Administration | 2,153,600 |
| 2400 Support Services - Pupil Health | 325,057 |
| 2500 Support Services - Business | 343,350 |
| 2600 Operation and Maintenance of Plant Services | 2,225,438 |
| 2700 Student Transportation Services | 2,585,594 |
| 2800 Support Services - Central | 54,150 |
| Total Support Services | \$9,702,069 |
| 3000 Operation of Non-Instructional Services | |
| 3200 Student Activities | 564,560 |
| 3300 Community Services | 7,800 |
| Total Operation of Non-Instructional Services | \$572,360 |
| 5000 Other Expenditures and Financing Uses | |
| 5100 Debt Service / Other Expenditures and Financing Uses | 4,821,763 |
| 5900 Budgetary Reserve | 100,000 |
| Total Other Expenditures and Financing Uses | \$4,921,763 |
| Total Estimated Expenditures and Other Financing Uses | \$36,988,616 |

2017-2018 Final General Fund Budget

LEA : 116555003 Mid-West SD

Printed 6/27/2017 10:24:21 AM

Page - 1 of 3

| <u>Description</u> | <u>Amount</u> |
|--|---------------------|
| 1000 Instruction | |
| 1100 Regular Programs - Elementary / Secondary | |
| 100 Personnel Services - Salaries | 7,601,254 |
| 200 Personnel Services - Employee Benefits | 4,961,058 |
| 300 Purchased Professional and Technical Services | 19,093 |
| 400 Purchased Property Services | 67,532 |
| 500 Other Purchased Services | 1,036,372 |
| 600 Supplies | 637,657 |
| 700 Property | 139,973 |
| 800 Other Objects | 6,347 |
| Total Regular Programs - Elementary / Secondary | \$14,469,286 |
| 1200 Special Programs - Elementary / Secondary | |
| 100 Personnel Services - Salaries | 2,591,702 |
| 200 Personnel Services - Employee Benefits | 1,417,836 |
| 300 Purchased Professional and Technical Services | 692,200 |
| 400 Purchased Property Services | 500 |
| 500 Other Purchased Services | 543,850 |
| 600 Supplies | 78,900 |
| 700 Property | 19,500 |
| 800 Other Objects | 200 |
| Total Special Programs - Elementary / Secondary | \$5,344,688 |
| 1300 Vocational Education | |
| 100 Personnel Services - Salaries | 347,476 |
| 200 Personnel Services - Employee Benefits | 238,640 |
| 400 Purchased Property Services | 1,000 |
| 500 Other Purchased Services | 1,235,000 |
| 600 Supplies | 38,300 |
| 700 Property | 1,500 |
| Total Vocational Education | \$1,861,916 |
| 1400 Other Instructional Programs - Elementary / Secondary | |
| 100 Personnel Services - Salaries | 15,750 |
| 200 Personnel Services - Employee Benefits | 6,334 |
| 500 Other Purchased Services | 85,450 |
| Total Other Instructional Programs - Elementary / Secondary | \$107,534 |
| 1500 Nonpublic School Programs | |
| 300 Purchased Professional and Technical Services | 9,000 |
| Total Nonpublic School Programs | \$9,000 |
| Total Instruction | \$21,792,424 |
| 2000 Support Services | |
| 2100 Support Services - Students | |
| 100 Personnel Services - Salaries | 538,431 |
| 200 Personnel Services - Employee Benefits | 293,696 |
| 500 Other Purchased Services | 1,500 |
| 600 Supplies | 5,560 |

2017-2018 Final General Fund Budget

LEA : 116555003 Mid-West SD

Printed 6/27/2017 10:24:21 AM

Page - 2 of 3

| <u>Description</u> | <u>Amount</u> |
|---|--------------------|
| Total Support Services - Students | \$839,187 |
| 2200 Support Services - Instructional Staff | |
| 100 Personnel Services - Salaries | 515,098 |
| 200 Personnel Services - Employee Benefits | 372,976 |
| 300 Purchased Professional and Technical Services | 6,050 |
| 400 Purchased Property Services | 49,500 |
| 500 Other Purchased Services | 23,693 |
| 600 Supplies | 181,386 |
| 700 Property | 25,500 |
| 800 Other Objects | 1,490 |
| Total Support Services - Instructional Staff | \$1,175,693 |
| 2300 Support Services - Administration | |
| 100 Personnel Services - Salaries | 972,284 |
| 200 Personnel Services - Employee Benefits | 622,931 |
| 300 Purchased Professional and Technical Services | 263,500 |
| 400 Purchased Property Services | 52,050 |
| 500 Other Purchased Services | 140,660 |
| 600 Supplies | 54,075 |
| 700 Property | 17,500 |
| 800 Other Objects | 30,600 |
| Total Support Services - Administration | \$2,153,600 |
| 2400 Support Services - Pupil Health | |
| 100 Personnel Services - Salaries | 180,573 |
| 200 Personnel Services - Employee Benefits | 133,134 |
| 300 Purchased Professional and Technical Services | 4,875 |
| 400 Purchased Property Services | 1,425 |
| 500 Other Purchased Services | 1,250 |
| 600 Supplies | 3,800 |
| Total Support Services - Pupil Health | \$325,057 |
| 2500 Support Services - Business | |
| 100 Personnel Services - Salaries | 181,527 |
| 200 Personnel Services - Employee Benefits | 112,923 |
| 300 Purchased Professional and Technical Services | 35,000 |
| 400 Purchased Property Services | 900 |
| 500 Other Purchased Services | 4,000 |
| 600 Supplies | 3,500 |
| 700 Property | 4,000 |
| 800 Other Objects | 1,500 |
| Total Support Services - Business | \$343,350 |
| 2600 Operation and Maintenance of Plant Services | |
| 100 Personnel Services - Salaries | 714,556 |
| 200 Personnel Services - Employee Benefits | 496,457 |
| 300 Purchased Professional and Technical Services | 5,000 |
| 400 Purchased Property Services | 639,800 |
| 500 Other Purchased Services | 91,325 |

LEA : 116555003 Mid-West SD

Printed 6/27/2017 10:24:21 AM

| <u>Description</u> | <u>Amount</u> |
|---|---------------------|
| 600 Supplies | 267,500 |
| 700 Property | 9,000 |
| 800 Other Objects | 1,800 |
| Total Operation and Maintenance of Plant Services | \$2,225,438 |
| 2700 <u>Student Transportation Services</u> | |
| 100 Personnel Services - Salaries | 15,837 |
| 200 Personnel Services - Employee Benefits | 6,547 |
| 500 Other Purchased Services | 2,563,210 |
| Total Student Transportation Services | \$2,585,594 |
| 2800 <u>Support Services - Central</u> | |
| 200 Personnel Services - Employee Benefits | 25,000 |
| 300 Purchased Professional and Technical Services | 20,600 |
| 500 Other Purchased Services | 8,550 |
| Total Support Services - Central | \$54,150 |
| Total Support Services | \$9,702,069 |
| 3000 <u>Operation of Non-Instructional Services</u> | |
| 3200 <u>Student Activities</u> | |
| 100 Personnel Services - Salaries | 229,344 |
| 200 Personnel Services - Employee Benefits | 105,071 |
| 300 Purchased Professional and Technical Services | 46,900 |
| 500 Other Purchased Services | 136,495 |
| 600 Supplies | 15,700 |
| 800 Other Objects | 31,050 |
| Total Student Activities | \$564,560 |
| 3300 <u>Community Services</u> | |
| 600 Supplies | 7,800 |
| Total Community Services | \$7,800 |
| Total Operation of Non-Instructional Services | \$572,360 |
| 5000 <u>Other Expenditures and Financing Uses</u> | |
| 5100 <u>Debt Service / Other Expenditures and Financing Uses</u> | |
| 800 Other Objects | 1,696,752 |
| 900 Other Uses of Funds | 3,125,011 |
| Total Debt Service / Other Expenditures and Financing Uses | \$4,821,763 |
| 5900 <u>Budgetary Reserve</u> | |
| 800 Other Objects | 100,000 |
| Total Budgetary Reserve | \$100,000 |
| Total Other Expenditures and Financing Uses | \$4,921,763 |
| TOTAL EXPENDITURES | \$36,988,616 |

Cash and Short-Term Investments

06/30/2017 Estimate

06/30/2018 Projection

| | | |
|--|---------------------|--------------------|
| General Fund | 7,000,000 | 7,500,000 |
| Public Purpose (Expendable) Trust Fund | | |
| Other Comptroller-Approved Special Revenue Funds | | |
| Athletic / School-Sponsored Extra Curricular Activities Fund | | |
| Capital Reserve Fund - § 690, §1850 | | |
| Capital Reserve Fund - § 1431 | 2,500,000 | 1,000,000 |
| Other Capital Projects Fund | | |
| Debt Service Fund | | |
| Food Service / Cafeteria Operations Fund | 500,000 | 500,000 |
| Child Care Operations Fund | | |
| Other Enterprise Funds | | |
| Internal Service Fund | | |
| Private Purpose Trust Fund | | |
| Investment Trust Fund | | |
| Pension Trust Fund | | |
| Activity Fund | 115,000 | 150,000 |
| Other Agency Fund | | |
| Permanent Fund | | |
| Total Cash and Short-Term Investments | \$10,115,000 | \$9,150,000 |

Long-Term Investments

06/30/2017 Estimate

06/30/2018 Projection

| | | |
|--|--|--|
| General Fund | | |
| Public Purpose (Expendable) Trust Fund | | |
| Other Comptroller-Approved Special Revenue Funds | | |
| Athletic / School-Sponsored Extra Curricular Activities Fund | | |
| Capital Reserve Fund - § 690, §1850 | | |
| Capital Reserve Fund - § 1431 | | |
| Other Capital Projects Fund | | |
| Debt Service Fund | | |
| Food Service / Cafeteria Operations Fund | | |
| Child Care Operations Fund | | |
| Other Enterprise Funds | | |
| Internal Service Fund | | |
| Private Purpose Trust Fund | | |
| Investment Trust Fund | | |
| Pension Trust Fund | | |
| Activity Fund | | |
| Other Agency Fund | | |

Long-Term Investments

06/30/2017 Estimate

06/30/2018 Projection

Permanent Fund

Total Long-Term Investments

| | | |
|-----------------------------------|---------------------|--------------------|
| TOTAL CASH AND INVESTMENTS | \$10,115,000 | \$9,150,000 |
|-----------------------------------|---------------------|--------------------|

Long-Term Indebtedness

06/30/2017 Estimate

06/30/2018 Projection

General Fund

| | | |
|---|------------|------------|
| 0510 Bonds Payable | 46,000,000 | 43,000,000 |
| 0520 Extended-Term Financing Agreements Payable | | |
| 0530 Lease-Purchase Obligations | | |
| 0540 Accumulated Compensated Absences | 65,000 | 65,000 |
| 0550 Authority Lease Obligations | | |
| 0560 Other Post-Employment Benefits (OPEB) | 250,000 | 250,000 |
| 0599 Other Long-Term Liabilities | | |

| | | |
|---------------------------|---------------------|---------------------|
| Total General Fund | \$46,315,000 | \$43,315,000 |
|---------------------------|---------------------|---------------------|

Public Purpose (Expendable) Trust Fund

| | | |
|---|--|--|
| 0510 Bonds Payable | | |
| 0520 Extended-Term Financing Agreements Payable | | |
| 0530 Lease-Purchase Obligations | | |
| 0540 Accumulated Compensated Absences | | |
| 0550 Authority Lease Obligations | | |
| 0560 Other Post-Employment Benefits (OPEB) | | |
| 0599 Other Long-Term Liabilities | | |

| | | |
|---|--|--|
| Total Public Purpose (Expendable) Trust Fund | | |
|---|--|--|

Other Comptroller-Approved Special Revenue Funds

| | | |
|---|--|--|
| 0510 Bonds Payable | | |
| 0520 Extended-Term Financing Agreements Payable | | |
| 0530 Lease-Purchase Obligations | | |
| 0540 Accumulated Compensated Absences | | |
| 0550 Authority Lease Obligations | | |
| 0560 Other Post-Employment Benefits (OPEB) | | |
| 0599 Other Long-Term Liabilities | | |

| | | |
|---|--|--|
| Total Other Comptroller-Approved Special Revenue Funds | | |
|---|--|--|

Athletic / School-Sponsored Extra Curricular Activities Fund

| | | |
|---|--|--|
| 0510 Bonds Payable | | |
| 0520 Extended-Term Financing Agreements Payable | | |
| 0530 Lease-Purchase Obligations | | |
| 0540 Accumulated Compensated Absences | | |
| 0550 Authority Lease Obligations | | |
| 0560 Other Post-Employment Benefits (OPEB) | | |
| 0599 Other Long-Term Liabilities | | |

| | | |
|---|--|--|
| Total Athletic / School-Sponsored Extra Curricular Activities Fund | | |
|---|--|--|

Capital Reserve Fund - \$ 690, \$1850

| | | |
|---|--|--|
| 0510 Bonds Payable | | |
| 0520 Extended-Term Financing Agreements Payable | | |

Long-Term Indebtedness

06/30/2017 Estimate

06/30/2018 Projection

- 0530 Lease-Purchase Obligations
- 0540 Accumulated Compensated Absences
- 0550 Authority Lease Obligations
- 0560 Other Post-Employment Benefits (OPEB)
- 0599 Other Long-Term Liabilities

Total Capital Reserve Fund - \$ 690, \$1850

Capital Reserve Fund - \$ 1431

- 0510 Bonds Payable
- 0520 Extended-Term Financing Agreements Payable
- 0530 Lease-Purchase Obligations
- 0540 Accumulated Compensated Absences
- 0550 Authority Lease Obligations
- 0560 Other Post-Employment Benefits (OPEB)
- 0599 Other Long-Term Liabilities

Total Capital Reserve Fund - \$ 1431

Other Capital Projects Fund

- 0510 Bonds Payable
- 0520 Extended-Term Financing Agreements Payable
- 0530 Lease-Purchase Obligations
- 0540 Accumulated Compensated Absences
- 0550 Authority Lease Obligations
- 0560 Other Post-Employment Benefits (OPEB)
- 0599 Other Long-Term Liabilities

Total Other Capital Projects Fund

Debt Service Fund

- 0510 Bonds Payable
- 0520 Extended-Term Financing Agreements Payable
- 0530 Lease-Purchase Obligations
- 0540 Accumulated Compensated Absences
- 0550 Authority Lease Obligations
- 0560 Other Post-Employment Benefits (OPEB)
- 0599 Other Long-Term Liabilities

Total Debt Service Fund

Food Service / Cafeteria Operations Fund

- 0510 Bonds Payable
- 0520 Extended-Term Financing Agreements Payable
- 0530 Lease-Purchase Obligations
- 0540 Accumulated Compensated Absences
- 0550 Authority Lease Obligations

Long-Term Indebtedness

06/30/2017 Estimate

06/30/2018 Projection

0560 Other Post-Employment Benefits (OPEB)

0599 Other Long-Term Liabilities

Total Food Service / Cafeteria Operations Fund

Child Care Operations Fund

0510 Bonds Payable

0520 Extended-Term Financing Agreements Payable

0530 Lease-Purchase Obligations

0540 Accumulated Compensated Absences

0550 Authority Lease Obligations

0560 Other Post-Employment Benefits (OPEB)

0599 Other Long-Term Liabilities

Total Child Care Operations Fund

Other Enterprise Funds

0510 Bonds Payable

0520 Extended-Term Financing Agreements Payable

0530 Lease-Purchase Obligations

0540 Accumulated Compensated Absences

0550 Authority Lease Obligations

0560 Other Post-Employment Benefits (OPEB)

0599 Other Long-Term Liabilities

Total Other Enterprise Funds

Internal Service Fund

0510 Bonds Payable

0520 Extended-Term Financing Agreements Payable

0530 Lease-Purchase Obligations

0540 Accumulated Compensated Absences

0550 Authority Lease Obligations

0560 Other Post-Employment Benefits (OPEB)

0599 Other Long-Term Liabilities

Total Internal Service Fund

Private Purpose Trust Fund

0510 Bonds Payable

0520 Extended-Term Financing Agreements Payable

0530 Lease-Purchase Obligations

0540 Accumulated Compensated Absences

0550 Authority Lease Obligations

0560 Other Post-Employment Benefits (OPEB)

0599 Other Long-Term Liabilities

Total Private Purpose Trust Fund

Long-Term Indebtedness

06/30/2017 Estimate

06/30/2018 Projection

Investment Trust Fund

- 0510 Bonds Payable
- 0520 Extended-Term Financing Agreements Payable
- 0530 Lease-Purchase Obligations
- 0540 Accumulated Compensated Absences
- 0550 Authority Lease Obligations
- 0560 Other Post-Employment Benefits (OPEB)
- 0599 Other Long-Term Liabilities

Total Investment Trust Fund

Pension Trust Fund

- 0510 Bonds Payable
- 0520 Extended-Term Financing Agreements Payable
- 0530 Lease-Purchase Obligations
- 0540 Accumulated Compensated Absences
- 0550 Authority Lease Obligations
- 0560 Other Post-Employment Benefits (OPEB)
- 0599 Other Long-Term Liabilities

Total Pension Trust Fund

Activity Fund

- 0510 Bonds Payable
- 0520 Extended-Term Financing Agreements Payable
- 0530 Lease-Purchase Obligations
- 0540 Accumulated Compensated Absences
- 0550 Authority Lease Obligations
- 0560 Other Post-Employment Benefits (OPEB)
- 0599 Other Long-Term Liabilities

Total Activity Fund

Other Agency Fund

- 0510 Bonds Payable
- 0520 Extended-Term Financing Agreements Payable
- 0530 Lease-Purchase Obligations
- 0540 Accumulated Compensated Absences
- 0550 Authority Lease Obligations
- 0560 Other Post-Employment Benefits (OPEB)
- 0599 Other Long-Term Liabilities

Total Other Agency Fund

Permanent Fund

- 0510 Bonds Payable
- 0520 Extended-Term Financing Agreements Payable

| <u>Long-Term Indebtedness</u> | <u>06/30/2017 Estimate</u> | <u>06/30/2018 Projection</u> |
|--|----------------------------|------------------------------|
| 0530 Lease-Purchase Obligations | | |
| 0540 Accumulated Compensated Absences | | |
| 0550 Authority Lease Obligations | | |
| 0560 Other Post-Employment Benefits (OPEB) | | |
| 0599 Other Long-Term Liabilities | | |
| Total Permanent Fund | | |
| Total Long-Term Indebtedness | \$46,315,000 | \$43,315,000 |

Short-Term Payables

06/30/2017 Estimate

06/30/2018 Projection

| | | |
|--|---------------------|---------------------|
| General Fund | 3,000,000 | 3,000,000 |
| Public Purpose (Expendable) Trust Fund | | |
| Other Comptroller-Approved Special Revenue Funds | | |
| Athletic / School-Sponsored Extra Curricular Activities Fund | | |
| Capital Reserve Fund - § 690, §1850 | | |
| Capital Reserve Fund - § 1431 | | |
| Other Capital Projects Fund | | |
| Debt Service Fund | | |
| Food Service / Cafeteria Operations Fund | | |
| Child Care Operations Fund | | |
| Other Enterprise Funds | | |
| Internal Service Fund | | |
| Private Purpose Trust Fund | | |
| Investment Trust Fund | | |
| Pension Trust Fund | | |
| Activity Fund | | |
| Other Agency Fund | | |
| Permanent Fund | | |
| Total Short-Term Payables | \$3,000,000 | \$3,000,000 |
| TOTAL INDEBTEDNESS | \$49,315,000 | \$46,315,000 |

| Account Description | Amounts |
|--|--------------------|
| 0810 Nonspendable Fund Balance | |
| 0820 Restricted Fund Balance | |
| 0830 Committed Fund Balance | 2,817,644 |
| 0840 Assigned Fund Balance | 1,823,473 |
| 0850 Unassigned Fund Balance | 2,310,883 |
| Total Ending Fund Balance - Committed, Assigned, and Unassigned | \$6,952,000 |
| 5900 Budgetary Reserve | 100,000 |
| Total Estimated Ending Committed, Assigned, and Unassigned Fund Balance and Budgetary Reserve | \$7,052,000 |